

Declaration of Conformity

Part #: 269-0740 Rev 07-09

Manufacturer's Name: IOtech
Manufacturer's Address: 25971 Cannon Road
Cleveland, Ohio 44146 USA

Declares that the product:
Product Name: DBK41
Description: 10-Slot Analog Expansion Module

Conforms to the following standards:




Safety	Low-Voltage Directive 2006/95/EC, EN 61010-1; 2001
EMC	EMC Directive 2004/108/EC as defined by Standard: EN 61326-1:2006 (IEC 61326-1:2005)
CISPR 22:1993	Radio Disturbance
EN 55022:1998	Conducted and Radiated Emissions
EN 50082-1:1994	IEC 801-2:1991 – Electrostatic Discharge Immunity
IEC 61000-4-3:2002	Radiated Electromagnetic Field Immunity
IEC 61000-4-4:2004	Electric Fast Transient Burst Immunity
IEC 61000-4-5:2001	Surge Immunity

EMC Testing: Chomerics Test Services, Woburn, Mass. 01801, U.S.A.
Date: February 24, 2009
Test Report #: EMI5269.09
Date Issued: July 16, 2009
IOtech
25971 Cannon Road
Cleveland, OH. 44146 U.S.A .

Signature: 
Full Name: Carl Haapaoja
Position: Director of Quality Assurance

CE Compliant Operating Conditions





Product Name: DBK41
Description: 10-Slot Analog Expansion Module

-
-  **WARNINGS and CAUTIONS.** When you see any of these symbols on the product or in the documentation, carefully read the related information and be alert to the possibility of personal injury and/or equipment damage.
- 
- 
-

To maintain the safety, emission, and immunity standards of this declaration, the following conditions must be met.

- * The DBK41 must be connected to DaqBook's 37-pin input (P1) by shielded cable, IOtech part # CA-143-7 or CA143-18. Multiple DBK41 chassis require a "T" connector (IOtech part # CN-143) for branching.
- * All cable screw locks must be tightened at both ends of the cable.
- * External wiring requires shielding. The shield must be connected to chassis ground by the screws and star washers included in the CE Kit. The length of the shield connection must be as short as possible.
- * The host computer must be properly grounded.

Note Data acquisition equipment may exhibit noise or increased offsets when exposed to high RF fields (>1V/m) or transients.

-  The operator must observe all safety cautions and operating conditions specified in the documentation for all hardware used.
-  The host computer, peripheral equipment, power sources, and expansion hardware must be CE compliant.
-  All power must be off to the DBK41 and externally connected equipment before internal access to the DBK41 is permitted.
-  The DBK41 must be used with the CE Kit (IOtech part # 269-0801) and a CE DaqBook.

325271A-01

