


Features

- Provides screw-terminal connections for analog, digital, and counter signals
- Includes P1, P2, P3, and P4 connectors
- Accommodates any three analog or digital DBK cards

The DBK213 screw-terminal and expansion module provides screw-terminal access plus expansion slots for DaqBook/2000 Series, DaqBoard/2000 Series, DaqLab/2000 Series, DaqScan/2000 Series, and LogBook/300 Series products. The top of the DBK213 is easily removed to reveal screw-terminal connections that provide access to all analog and digital I/O from the host data acquisition module. Also included with the DBK213 are three expansion slots that can accommodate any DBK analog or digital expansion and signal conditioning cards.



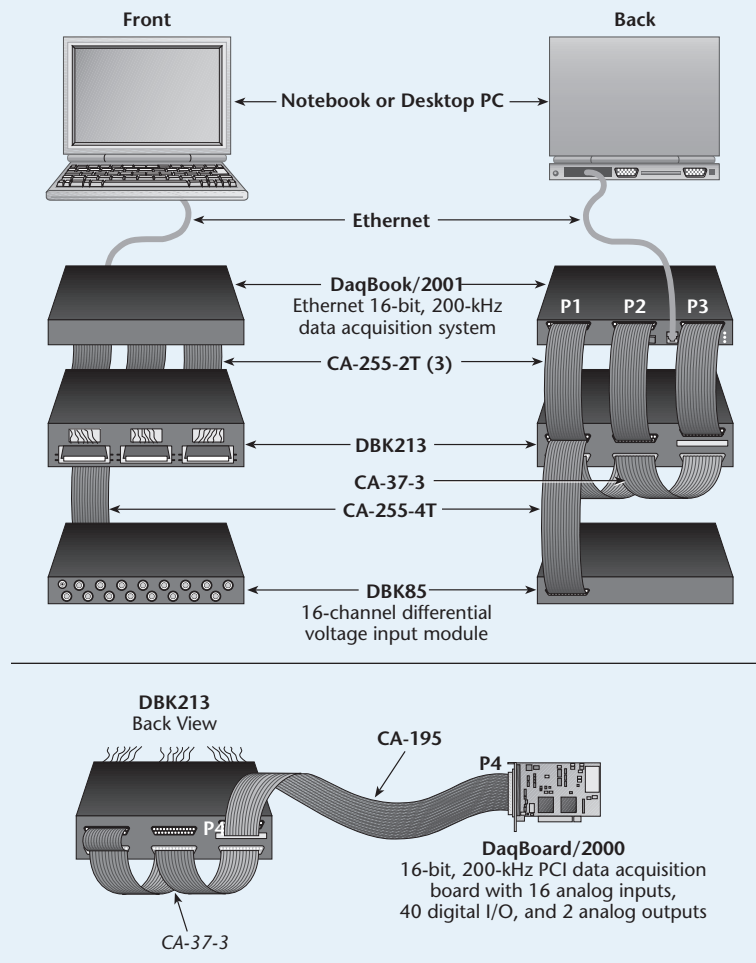
The DBK213 provides screw-terminal signal connections and three DBK expansion and signal conditioning card slots (cards shown are not included)

The front of the DBK213 contains slots through which all of the signal I/O wires from the screw terminals can be routed. The rear of the DBK213 contains P1, P2, P3, and P4 connectors to connect the screw-terminal board to the data acquisition host.

When used with DaqBoard/2000 Series boards, only a single CA-195 cable is required from the DaqBoard to the DBK213 to provide access to all 100 signals of the DaqBoard via the DBK213's 100 screw-terminal connections. In addition, P1 and P2 connectors on the DBK213 provide easy connection to DBK expansion cards installed into any of the 3 expansion slots, or to an external DBK expansion module (see diagram).

When used with other Daq or LogBook products, the DBK213 attaches to the P1, P2, and P3 connectors on the data acquisition host using a separate CA-255 cable for each port.

DBK213 System Examples



DBK213

Specifications & Ordering Information

Specifications

Cable (optional): CA-195, CA-37-X, or CA-255-X

Operating Environment

Temperature: -30 to 70 °C

Relative Humidity: 95% RH, non-condensing

Connectors

P4: 100-pin connector provides for connection to DaqBoard/2000 Series P4 connector via a CA-195 cable

P1: One P1 (DB37) connector provides for analog expansion or DaqBook/2000 Series, DaqLab/2000 Series, DaqScan/2000 Series, and LogBook/300 Series connection


P2: One P2 (DB37) connector provides for digital expansion or DaqBook/2000 Series, DaqLab/2000 Series, DaqScan/2000 Series, and LogBook/300 Series connection

P3: One P3 (DB37) connector provides for counter and analog output connection or DaqBook/2000 Series, DaqLab/2000 Series, DaqScan/2000 Series, and LogBook/300 Series connection

Screw Terminals: 12 banks of 10 connector blocks

Dimensions: 285 mm W x 220 mm D x 45 mm H; (11" x 8.5" x 2.7")

Weight: 1.45 kg (3.2 lbs)



DBK213 shown with cover removed, providing access to all screw terminals

Ordering Information

Description

Screw-terminal and expansion card module for DaqBook/2000 Series, DaqBoard/2000 Series, DaqLab/2000 Series, DaqScan/2000 Series, and LogBook/300 Series; accommodates up to three DBK signal conditioning and expansion cards

Part No.

DBK213

Accessories & Cables

Rack-mount kit

RackDBK4

100-conductor expansion cable, mates with P4 on the DaqBoard/2000 Series

3 ft. expansion cable

6 ft. expansion cable

Same as CA-195 with CE compliance; 3 ft.

Molded T expansion cable; 2 in.

Molded T expansion cable; 4 in.

Ribbon cable, where x is the number of DBK devices attached

CA-195

CA-195-6

CA-209

CA-255-2T

CA-255-4T

CA-37-x



Rear view of DBK213 showing all connections to the A/D host via P1, P2, P3, and P4

Product Compatibility

- ✓ LogBook
- ✓ DaqBook
- ✓ DaqLab
- ✓ DaqScan
- ✓ DaqBoard/2000 Series