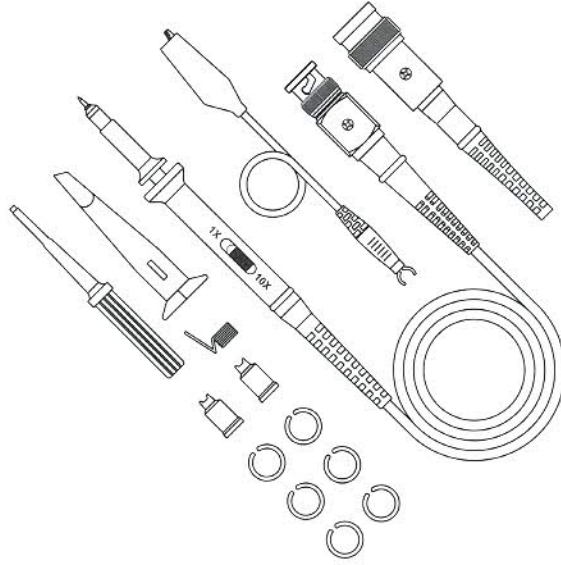


User's Guide

- P6020 20MHz
- P6040 40MHz
- P6060 60MHz
- P6100 100MHz
- P6150 150MHz
- P6200 200MHz



P6000 1X & 10X Oscilloscope Probe



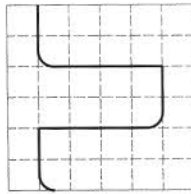
Probe Characteristics						
Model	P6020	P6040	P6060	P6100	P6150	P6200
Bandwidth	20MHz	40MHz	60MHz	100MHz	150MHz	200MHz
Rise time	17.5ns	8.75ns	5.8ns	3.5ns	2.3ns	1.75ns
Attenuation Ratio	1X& 10X					
Input Resistance	1M Ω /10M Ω ±2%					
Input Capacitance	1X:70pF-120pF					
	10X:14-18pF					10X:13-17pF
Maximum Input	1X:200 Working Voltage(V_{wp})					10X:600 Working Voltage(V_{wp})
Compensation Range	15-45pF					10-35pF
Operation Environment	0-50°C, 0-80%RH					
Storage Environment	-20-60°C, 0-90%RH					
Size	110±2cm					
Weight	About 55g					

Accessory Kit			
Item	Description	1PC/	2PCS/
1	Retractable Hook Tip	1	2
2	Adjustment Tool	1	
3	Locating Sleeve	2	
4	Marker Rings	4	
5	Ground Lead	1	2
6	Ground Spring(P6200)	1	2

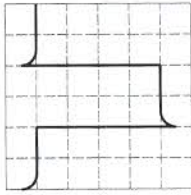
Note: content of this document are subject to change without notice.

Frequency Compensation

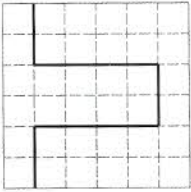
Before taking any measurements using a probe, first check the compensation of the probe and adjust it to match the channel inputs. Most oscilloscopes have a square wave reference signal available at a terminal on the front panel used to compensate the probe. Connect the probe to the signal source on your oscilloscope. Set the probe to 10X position. Adjust trimmer until seeing flat-top square wave on the display.



Incorrect

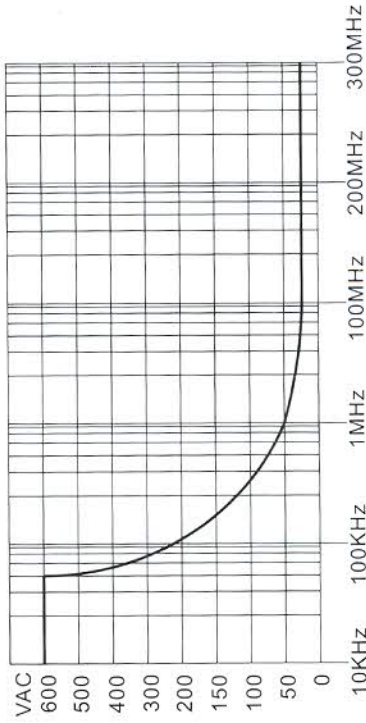


Incorrect



Correct

Voltage vs Frequency Rating Curve



⚠ Review this user manual carefully to avoid injury and prevent damage to this product or any products connected to it. To avoid potential hazards, use this product only as specified.

⚠ The measurement category of a combination of a PROBE ASSEMBLY and an accessory is the lower of the measurement categories of the PROBE ASSEMBLY and of the accessory.

⚠ If the PROBE ASSEMBLY is used in a manner not specified by the manufacturer, the protection provided by the PROBE ASSEMBLY may be impaired.

Accessories and Features

P6000 is provided with several accessories designed to make probing and measurement simpler. Please take a moment to familiarize yourself with these accessories and their uses.

